

## GCG Sunday School - 9th February 2024

### Lesson Outline



**Lesson:** Humble Before Glory  
**Passage:** 1 Peter 5:1-14  
**Big Idea:** Christians should be humble under the chief shepherd, before he gives us glory.  
**Main Aim:** See that it's right to be humble before we're given glory.  
**Key verses:** 1 Peter 5:3, 5-6.

**Please pray** for the lesson preparation, that God's word would feed us and the children.

**Laptop/tablet + speaker:** Unless you are at the Greenwich service, you will need to bring a device to play any media. If needed, Jonny can provide **a laptop and Bluetooth speaker**. 😊

**Additional resources:** [St Helen's studies and talks on 1 Peter.](#)

#### Passage info for leaders: (Lesson Overview on page 3)

##### 1 Peter Overview

Christians in Peter's day are suffering low-level persecution, just like us.  
 How will they stay strong, live differently and stand out? How will we?

##### Passage Overview

1. The Pastors (Shepherds)/Elders must be humble. 1 Peter 5:1-4  
     Under the chief shepherd (Jesus).  
     Until glory.
  
2. The Congregation must be humble. 1 Peter 5:5  
     Under their shepherds (their pastors).  
     Until glory.
  
3. This is what being humble looks like. 1 Peter 5:6-11

#### *For them then*

We have shepherds: our pastors. Our pastors have a chief pastor: Jesus. Being humble now looks like submitting to them, suffering well until coming glory.

#### *For us now - Same!*






#### The Age Ranges

**Sailors: Ages 3-6**

**Officers: Ages 7-11**

CW (average age 4-5 years) - Prepare the lesson for **all ages**.  
 Then separate **Sailor** and **Officer** groups for **Heart & Hands** teaching.  
 GR and EC - Personalise **all material** for the Sailors or Officers.

## Lesson Overview

| Get Going<br>~3 min + Song   | Bible Talk<br>~10 mins  | Heart & Hands<br>~30 mins   | Catechisms<br>~10 mins  | Land the Lesson   |
|--|---|---|---|---|
|  |  |  |  |  |
| Welcome & Pray<br>Intro Idea<br>Song   | The Big Idea<br>The Main Aim  | Craft/ Worksheet<br>Further teaching<br>Memory verse                              | Practice Together   | Recap<br>Pray<br>Extra Fun Time   |



### Get Going

Welcome, Pray, Introduction idea & Song

At GR and EC the Sailor Leader will lead the “Get Going” section, by default.

### Welcome and connect briefly with the children

- Ask a fun question, showing we're interested in their lives. Such as:
  - What's the best/ most fun thing you did yesterday/ this morning? Highlight/lowlight?
  - What was the tastiest food you ate? The smelliest thing you smelled?

### Prayer by the leader

- Help us to listen carefully to what God has to say to us today, and to have fun.

### Rules Reminder

- We listen to the leader.
- We love our neighbour.

### Intro Idea - Introduces the theme of the passage with “Intro” Powerpoint slides.

- Ask the children - Who is the best teammate?
  - Netball - Someone arrogant, who never passes, or someone humble?
  - Builder - Someone arrogant, who builds their own thing, or someone humble?
  - Christian - Someone arrogant, who pushes others down, “I’m King of the church!” or children who humbly listen?  
Peter says that those who are humble now, will be lifted up when he comes back.


Link: Introduce the Big Idea

**Sing** - If needed, talk through the words and actions before singing.

Our God is a Great Big God - <https://www.youtube.com/watch?v=Qs3hWKEE3Ac>

**GR & EC** - Split into **Sailor** and **Officer** groups for the remainder of the session.

**CW** - Remain together.



## Bible Talk

Teaching the Big Idea & Main Aim.

Using the ICB translation: International Children's Bible.

Available at: [Bible Gateway](#)

*Keep it clear and snappy. Maybe come up with a catchphrase for the week.*

*Have Bible open throughout to show that we're teaching from God's word, and not from our heads.*

*Make the Bible talk engaging by asking questions and/or using visual aids.*

**Key Verses - 1 Peter 5:3, 5-6.**

**Lesson Points** - Arriving repeatedly at the Big Idea.

1. The Pastors (Shepherds)/Elders must be humble. 1 Peter 5:1-4  
 This means - being good shepherds (Not a sheep shepherd, a person shepherd!):  
 Not - Under compulsion, shameful gain, dominating.  
 But - Willingly, eagerly, being examples.  
 Submitting to their chief shepherd (Jesus).  
 Until glory.
2. The Congregation must be humble. 1 Peter 5:5  
 This means - being good sheep together:  
 Not - Worrying  
 But - Looking out for each other. (vv 6-7)  
 Submitting to their shepherds (their pastors).  
 Until glory.
3. This is what being humble looks like. (More for Officers) 1 Peter 5:6-11  
 Not being worried about life, because we accept that he's caring for us. v7  
 Watching out for each other. v8  
 Accepting suffering, knowing that glory is coming.

**Brief application** - The Main Aim expanded.

- **Sailors** State the Main Aim application and expand it a bit.  
 This is how it's right to think/ act/ talk/ feel.  
 For home/ school/ church.
- **Officers** Ask questions to arrive at the Main aim application.  
 How does this help us think/ act/ talk/ feel differently?  
 What about at home/ school/ church?

**Teaching ideas** - Ask Jonny if you'd like more ideas.

- I'd recommend using the visual aids while teaching.

Cut out and stick on the wall as you teach.

- Perhaps also you could make up a drama about:  
 A child being arrogant, thinking he doesn't need the rest of the Christians. He falls.  
 Another child being humble, he submits to his pastor, he stays strong against the devil.

- Ask questions when teaching, adapting them for the children in your group, such as:

Point 1: What does Peter say that pastors should/shouldn't do?

What does it mean for them to be humble?

What will happen to them after they've been humble?

Point 2: What does Peter say that we in the church should/ shouldn't do?

What does it mean for us to be humble?

What will happen to us after we've been humble?

- **Sailors - More question ideas:** What noise/ smell do you think it made? How many stars did he see? Have you ever seen that before? How did he feel? What face would she have made?
- **Sailors - More teaching ideas:** Make actions to copy at certain points, act it out with costumes and scenery, go for a walk around the room, use Lego/Playmobile figures.
- **Officers - More question ideas:** Why do you think he did that? What did she get right/ wrong? What would you do in his situation?
- **Officers - More teaching ideas:** Act it out, have them draw scenes, shout out the best thing they see in the passage, make a puppet show using paper and card, go for a walk, use Lego.



## Heart and Hands

More on the Big Idea & Main Aim with activities.

**Table Activities - Craft or worksheet** - Spares go to the Eltham service.

- **Sailors**      *Craft.*  
*Cut, stick/fasten, colour. Chat about how it relates to the teaching point.*
- **Officers**      *Worksheet.*  
*This is a guided form of Bible study, to help them learn how Bible studies work.*  
*The sheet progresses from easy questions, to harder questions.*  
*Help them find answers in the Bible and think about the passage.*


## Further Teaching

An opportunity to reteach the same Big Idea & Main Aim with:

- Act out the passage.
- Do a drama based on the Main Aim. For example, the children make up a drama about someone who used to be worried, but is now comforted because God knows them completely.
- Discuss application.

~~**Memory verse**— Ideas for learning can be found in the Google Drive Folder.~~

~~"Blessed be the God and Father of our Lord Jesus Christ! According to his great mercy, he has caused us to be born again to a living hope through the resurrection of Jesus Christ from the dead."~~  
~~1 Peter 1:3 (ESV)~~

~~We'll be using the following song to learn the verse:  1 Peter 1:3~~

~~There might not be enough time for memory verse and New City Catechism/ too much going on.~~



## New City Catechism

### Practice Together

What is this? Tim Keller Introduces the New City Catechism

Why do this? Why We Should Catechize Our Children

### This week - Question 3.

- Open up the Catechism of the week.  
Practice saying it with the children. Some might have learnt it at home to say it with less help.  
Talk about difficult words and ideas.
- **Sailors**      Use Children's Mode and the songs to learn:  
 Q1 What is Our Only Hope in Life and Death?
- **Officers**      Use Children's Mode where necessary.  
You could make up a rhyme or rap to learn it.  
Or make up a game of trying to remember it: In a circle, one word each.



### Land the lesson

**Bring everything together: Recap, prayer and game.**

**Recap** - Use the craft/ worksheet to remind them of the Big Idea & Main Aim.

**Pray** - Encourage the children to pray with you about the Big Idea and Main Aim.  
They could **thank/praise God** for it or **ask for help** in believing it.

- **Sailors**      You could suggest "Popcorn prayers" - really short prayers.  
Or "Arrow prayers" - We all shoot up like an arrow at the end.  
Or you could try the idea we use with Officers.
- **Officers**      You could pass an object, like a Bible, around the room.  
When a child receives the Bible, they can choose to pray in their head or aloud.

**Game idea** - Feel free to play something different!

- **Sailors**      Something fun, check the G-drive.
- **Officers**      Something fun, check the G-drive.

**Time fillers, Games and Music** - Check the G-drive

- I often play something from: <https://www.youtube.com/@thebiggeststory>
- A Spotify playlist of Sunday School songs can be found in the Term Overview Document.

**Sign out** - Give each family a Take Home Sheet

- Sign out with Check-In.